


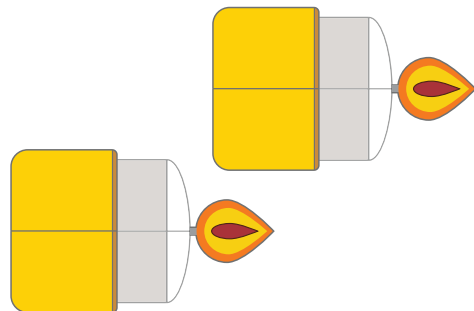
Tips for adults: Print single-sided on card stock. This prints beautifully in black and white!

To assemble: Fold the paper in half the long way so card sides are back-to-back. Cut around 3 sides of each card and tape or glue them closed.


**ALTAR &
CORPORAL**



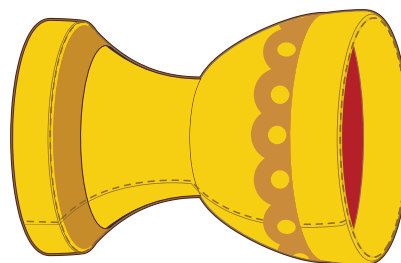
CANDLES



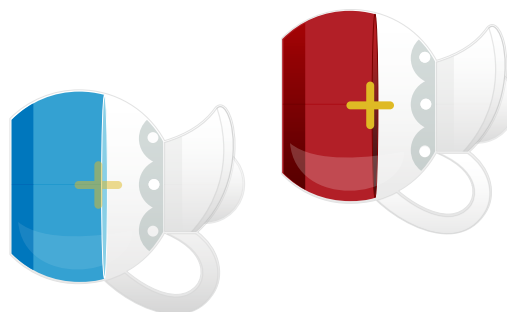
**ALTAR
CROSS**



CHALICE



CRUETS



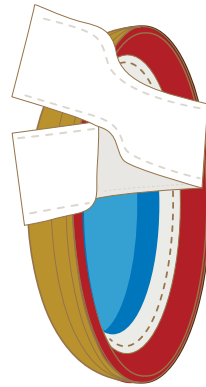
SHARE YOUR ACTIVITY & TAG US @WEEBELIEVERS




For more fun & free resources visit www.WeBelievers.com and click on "Printables."



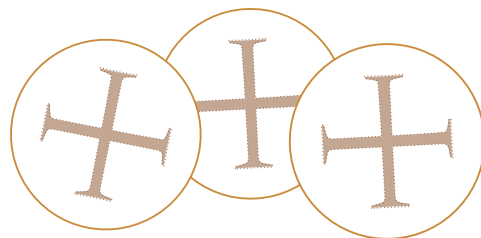
**FINGER BOWL
& TOWEL**



PATEN



HOSTS



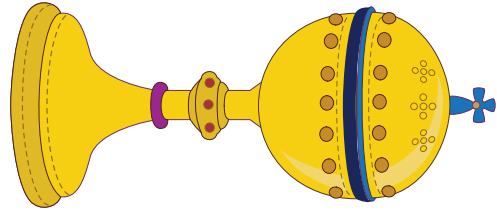
SHARE YOUR ACTIVITY & TAG US @WEEBELIEVERS




For more fun & free resources visit www.WeBelievers.com and click on "Printables."



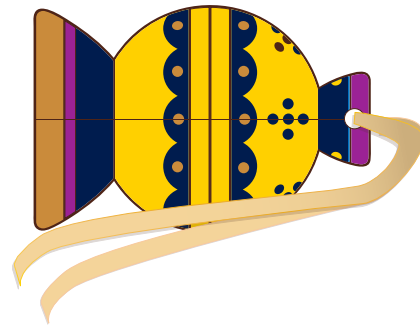
CIBORIUM



MONSTRANCE



THURIBLE



SHARE YOUR ACTIVITY & TAG US @WEEBELIEVERS



For more fun & free resources visit www.WeBelievers.com and click on "Printables."

